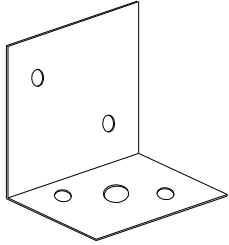
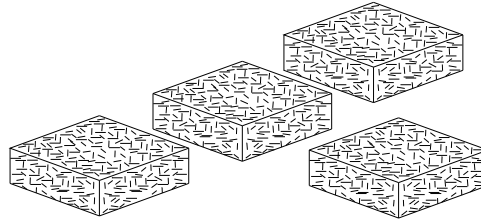


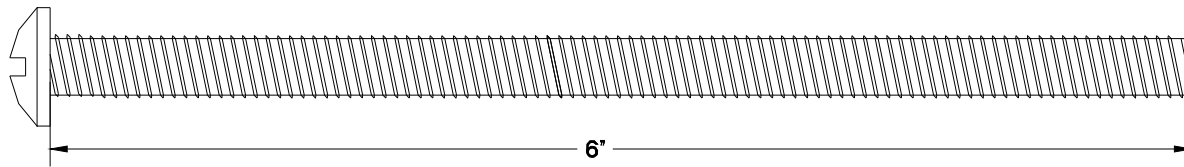
ASSEMBLY PARTS SHEET



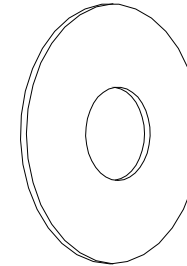
WALL ANCHOR TRIM. USE SHEET METAL SCREWS AND/OR CONCRETE DRIVE ANCHORS. (SPACE EVENLY, ONE ON EACH WALL AT SEAM AND ON EACH SIDE OF DOOR OPENING.)



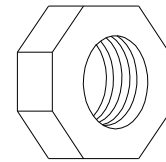
VIBRATION PADS. PLACE BLACK HARD RUBBER PAD UNDER EACH CORNER OF COMPRESSOR. ONLY AVAILABLE ON TOP MOUNT COMPRESSORS.



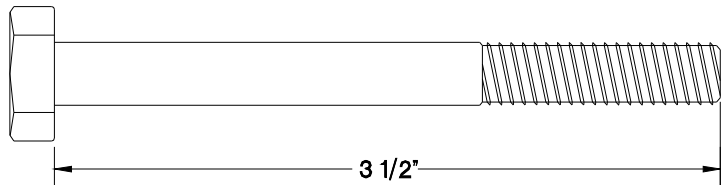
5/16" x 6" MACHINE BOLT. USE IN CONJUNCTION WITH WASHERS TO SECURE EVAPORATOR COIL TO CEILING PANELS



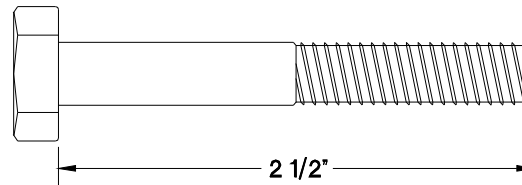
FENDER WASHER



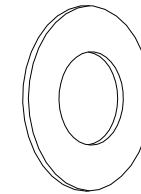
5/16" NUT



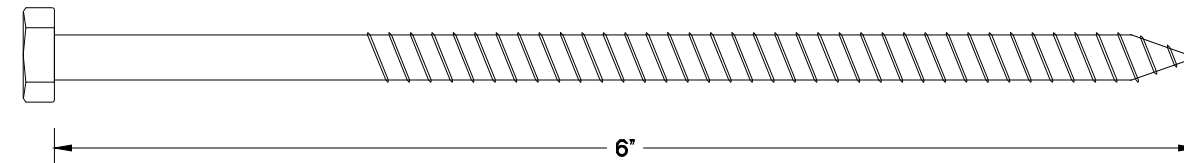
3/8" x 3 1/2" HEX HEAD BOLT. USE TO JOIN HEADERS & SILLS TOGETHER AT SEAMS (9/16" SOCKET WRENCH REQUIRED)



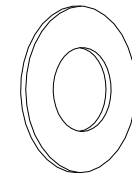
3/8" x 3 1/2" HEX HEAD BOLT. USE TO JOIN HEADERS & SILLS TOGETHER AT SEAMS (9/16" SOCKET WRENCH REQUIRED)



3/8" WASHER



1/4" x 6" HEX HEAD LAG BOLT. USE TO SECURE CEILING TO WALLS. USE IN CONJUNCTION WITH WASHERS (7/16" SOCKET WRENCH REQUIRED)



1/4" WASHER

6615 Nineteen Mile Road
Sterling Heights, MI 48314-2117
PHONE: (800) 521-0398 FAX: (586) 254-0485

SRC REFRIGERATION
Refrigeration Specialists

Please note: Many SRC parts have been shown. Some may not apply to your particular job.